

NOVAFACE

Facial Recognition System

Compact terminal with ultra-fast subject finding and local authentication



APPLICATION

Compact, wall-mountable terminal for high throughput access control and time & attendance applications

Product Description

NovaFace is an advanced face recognition terminal that provides highly accurate face recognition in a compact and cost-effective embedded system. Employing the latest of high performance ARM processors, the NovaFace features a highly powerful Cortex A53 “octa-core” (eight core) CPU for ultra-face capture and processing of face images.

The octa-core architecture also allows for the utilization of the latest and most powerful, but complex, face algorithms available. The NovaFace face recognition system provides a fully touchless and contactless user experience while offering unparalleled matching accuracy. With ultra-fast image capture and face template processing, authentication is virtually “walk-through”, making it ideal for access control applications.

The NovaFace system is compact, with dimensions of only 100 x 200 x 36 mm, and can readily be mounted on any wall, desktop, kiosk front-plate, or turnstile.

Typical wired interfaces will be 15V power and an Ethernet cable, with Wiegand 3 wire output for typical access control deployments.

The user interface is effortless and intuitive. All subjects within the very wide field of view are displayed, and the selected subject’s face is highlighted by a clear color face display while all other subjects are displayed in dimmed lighting, making the selected subject instantly clear. Each subject’s face can be found at up to 1.6 meters from the NovaFace system, with an active capture range of 0.3 to 1.6 meters. The NovaFace incorporates a highly innovative digital zoom feature that enlarges the subject’s face image during capture, and automatically moves

the display centering as the subject moves within the capture volume.


CMITech's proprietary deep-learning based face-detector also enhances operation in a wide range of ambient lighting for deployment flexibility. User positioning instruction are clearly shown on the display to guide subject movements, while authentication and authorization decisions are presented immediately in clear notations around the subject's face.

The on-board white and NIR illuminators expand the deployment flexibility of NovaFace, making it the ideal choice for advanced face recognition solutions across a diverse range of access control and time & attendance installations.

Simple and Intuitive Subject Positioning


NovaFace detects and displays the subject's face over 1.6 meters from the system on the high-resolution color display. The subject will simply and naturally walk toward the face capture range of 0.3 to 1.6 meters. Once the system recognizes the subject, the result will be immediately displayed with an indication line above the subject's face image.

Access Control Authentication (Verification)



LAUNCHER VIEW

Home Page for start-up and administrator control.



INITIAL SUBJECT VIEW

Display in dimmed light to indicate that face detection has not started or no subject is being processed.




FACE RECOGNITION STARTS

Subject's face changes to bright color to indicate which subject has been detected and is being actively processed.



IDENTIFICATION SUCCESS!

Subject is recognized and authorized: name and ID are shown. Wiegand (or other signal) is activated to open door.



IDENTIFICATION REJECTION

No match against internal, on-board data base.



AUTHORIZATION DENIED

Indicates face recognition success, but ACU permission denied. Subject should contact administrator.

Key Features

Feature

State of art optical design

Wide angle face imaging

Advanced real time subject tracking with simple user instructions

Intuitive user interface

Face matching engines

Display of authentication (matching) results

Supplemental display of authorization results

Language support

Large on-board (embedded) face template data base

High speed face matching

Widest range of lighting conditions

Standard multi-band RFID reader

Live face detection

User Advantages

Optical design utilizes highest quality optics and very fast shutter speed, allowing the system to exceed industry standards for image quality.

Outstanding capture volume allows height range of 145 to 210 cm.

NovaFace accurately locates the subject face in real time and tracks in 4 sides of angle to provides wider and deeper positioning.

Modeled after latest smart-phone user displays, the user experience will be intuitive and effortless for almost all subjects.

Advanced, embedded 8 core ARM CPU allows utilization of latest and most powerful and accurate face algorithms.

Automatic display of matching results, positioned adjacent to subject's face.

Authorization decisions (permissions) are enabled when coupled to access control provisioning logic so that "subject recognized, but permission not granted" decision can be displayed.

English, Korean, Simplified Chinese, Traditional Chinese, Japanese, Arabic, Spanish, Italian, Turkish, French.

Stores up to 10,000 active face templates on-board in 1:1 recognition (verification) identification mode.

Stores up to 3,000 active face templates on-board in 1:N identification mode.

Up to 10,000 matches per second on-board.

Embedded illuminators in both white and NIR ranges expand use in adverse ambient lighting environments.

MiFare, DesFire, FeliCa card support with standard embedded ISO/IEC 14443 reader.

YES, proprietary algorithm.

Key Features

Feature

Powerful and simple SDK

Full range of deployment options

Fully compatibility with CMITech
CMID Manager v2 access control
and T&A solution software

User Advantages

Based on CMITech's proven high level SDK architecture and code, the NovaFace is simple to integrate. All APIs reside on host-side application in Windows C++, Windows C# (.NET) and Linux OS, so no device level programming is necessary. Reference code supplied with SDK.

Standard connections in include selectable Wiegand In/out, GPI, RS 485, and dry contact relay.

Supports full integration with CMID Manager for distributed access control and T&A solutions on single network.

Technical Specifications

CPU	ARM octa-core
Memory	1GB RAM 8GB Flash
Number of cameras	One
Illumination	One visible (white) and one near-infrared (NIR) LED for optimal face detection and operation in low ambient light conditions
Dimensions	100 x 200 x 36 mm
Weight	400 g (0.9 pounds)
Display	5.0 inch (nominal), touch
Operating capture range	30 cm to 160 cm
User height range	145cm - 210cm (wth system installed at 135 cm)
Face extraction (encoding) and matching algorithm	YES, on-board algorithm functions included as standard. Please con-tact CMITech for description
Typical authentication speed	0.5 seconds with data base of 1,000 subjects
Matching speed	1.0 seconds in 1:N mode for 3,000 subjects
Enrollment speed	About 1.0 second
Fake face detection	YES
Data base size, on-board	10,000 subjects total Maximum 3,000 subjects in 1:N mode (authentication)
Audio	YES, front speaker
Power requirement	15 to 24 V DC nominal; maximum 30 watt. Power supply included
RF card reader	Standard ISO/IEC 14443 for MiFare, DesFire and FeliCa cards
Connections	RJ45 for Ethernet, selectable Wiegand In/out, GPI (3), RS485, dry contact relay
USB	Only for host and service modes

Contact

Please Contact Fulcrum Biometrics Southern Africa at sales@fulcrumbiometrics.co.za for more information about the NovaFace product, CMIRIS Software Development Kits (SDK) and other supporting software.

Fulcrum Biometrics Southern Africa

Block A, Regent Hill Office Park,

Corner Leslie & Turley Roads,

Lonehill, 2062, Johannesburg,

Gauteng, South Africa

Office: +27-11 702-8550

email: sales@fulcrumbiometrics.co.za

www.fulcrumbiometrics.co.za



Copyright 2020 CMITech Company, Ltd.—All Rights Reserved.

CMITech Company, Ltd. reserves the right to make changes to specifications and features shown herein, or discontinue the product described at any time without notice or obligation.